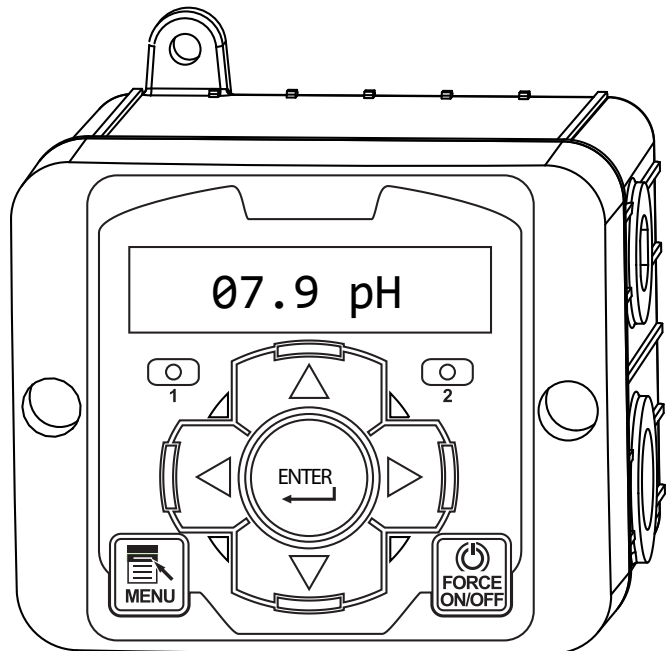


NanoTron P/R

Microprocessor Control of:

- pH
- ORP
- Feed Timer



Key Features

- Compact Design
- Simple Step Through Menu
- NEMA 4X Style Enclosure
- Raised Dome Keypad
- Non-Volatile Memory
- 2 Year Warranty
- Prewired Configuration
- mA Output Included
- Pulse Output Included

Application

The NanoTron-P/R provides compact micro-processor based pH or ORP control with many standard features and the flexibility to adapt to a variety of applications.

The NanoTron's simple step through menu provides user-defined configuration of set point relay activation with differential, high and low alarm.

The NanoTron platform provides an economical option for control of recirculating water systems. Selectable feed timer options include: pulse, recycle, 28-day, batch and reminder.

Base Models

NANO-P = pH control and 1 feed timer
NANO-R = ORP control and 1 feed timer

Options

Your unit may be supplied with one or more options listed at the end of the model number (i.e. **NANO-P-E**). This list represents our most popular options. For a complete list of options, consult the factory.

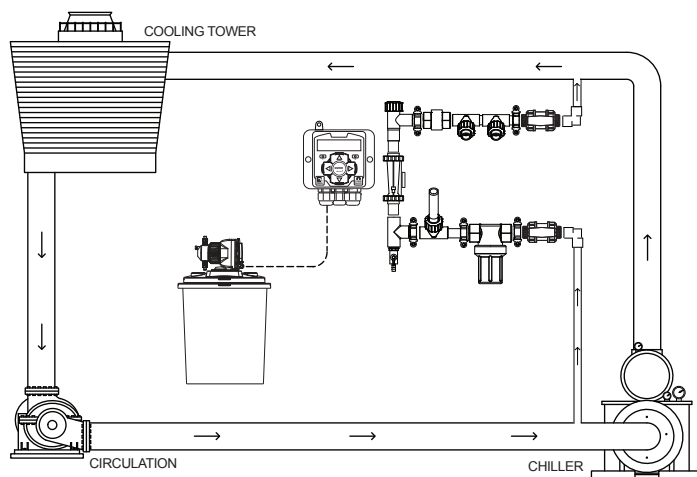
- A** = 120 VAC conduit connections
- A3** = Liquid tight only with CE mark, 120 VAC
- A5** = USA power cord and no relay cord
- A7** = Australian power cord (240 VAC)
- E** = Float style flow switch assembly; 140 PSI @ 75°F
- E3** = Paddle flow switch with PVC flow assembly
- E5** = Paddle flow switch with brass assembly; 250 PSI @ 75°F (order appropriate probes)
- E6** = Flow switch connection only with cable
- K** = Prewired cable for mA output (Nano-N, M, P or R only) with external connector
- W** = Larger enclosure with clear lockable cover
- W4** = Larger enclosure with clear lockable cover & 20-amp relay for relay 2
- Y** = ETL agency listing

All NanoTron units include:

- 2 relay outputs with "force on" mode
- 1 low drum alarm input
- 1 water meter input with accumulator and totalizer

Consult factory for other materials

- pH units can have second relay function as dual setpoint



Typical Cooling Tower Installation

Specifications

Electrical

- **Input:** 100-240 VAC, 50/60 Hz
- **Control:** Input VAC, 3 Amp / relay
- Prewired units are supplied with an 8' (248.84 cm) power cord and 8" (20.32 cm) output receptacles.
- **Water Meter:** Dry contact
Hall-effect; +5 VDC input
- **Analog Output:** 4-20 mA with 24 VDC loop power supplied
- **Pulse Output:** 5 volt square wave (dry)

Operational

- **Scale Ranges:**
pH: 0-14
ORP: 0-1000 mV
- **Display:** LCD 1 x 16 backlit alphanumeric
- **Timers included in all models:**
Pulse: 1-9999 counts, MM:SS run time
Recycle: HH:MM off cycle, MM:SS on cycle
28-Day: Weeks, Days, HH:MM run time
Utility: Relay always ON & flow dependent

Enclosure

NEMA 4X style high impact thermoplastic

Environment

Ambient temperature: 0° to 125°F (-17 to 52°C)
Relative humidity: 0 to 100%

Electrode

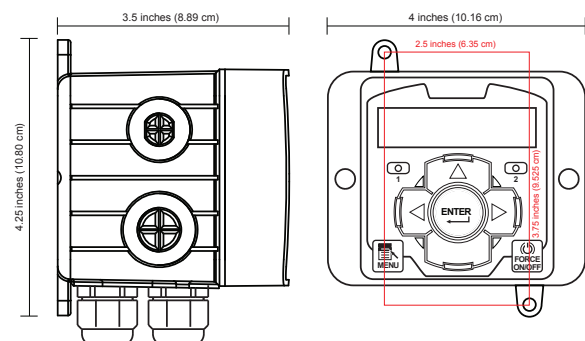
Standard tower electrode is supplied in a 3/4" (1.91 cm) Sch. 80 PVC female slip tee with quick release nut.

- **pH:** TPE-21 100 psi (6.8 bar) / 140°F (60°C) Max
- **ORP:** TOE-21 100 psi (6.8 bar) / 140°F (60°C) Max

Shipping Weight: Approx. 2 lbs. (0.91 kg)
W Option: 6 lbs.

Dimensions:

		W Option
Width:	4" (10.16 cm)	7.5" (19.0 cm)
Height:	4.25" (10.80 cm)	7.5" (19.0 cm)
Depth:	3.5" (8.89 cm)	5.9" (14.9 cm)



Get the Advantage



4700 Harold-Abitz Dr
Muskogee, OK 74403
800-743-7431 phone
888-686-6212 fax
www.advantagecontrols.com